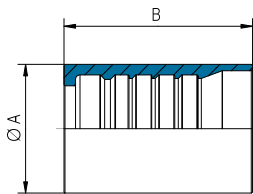


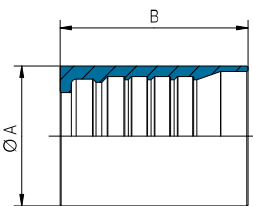
Ghiere a pressione per Tubi: DIN 20023-4SH EN 856-4SH|SAE 100R13 EN 856-R13|SAE 100R15
 Swaged Ferrules for Hoses: DIN 20023-4SH EN 856-4SH|SAE 100R13 EN 856-R13|SAE 100R15
 Pressfassungen für Schläuche: DIN 20023-4SH EN 856-4SH|SAE 100R13 EN 856-R13|SAE 100R15

MPF 3



CODICE Part n° Bestell-Nr.	DN Tubo DN Hose DN Schlauch		Ø A	B	Tubo tipo Hose type Schlauch
S 80 00 350 000 019	3/4" 19		40	62	4SH-R13-R15
S 80 00 350 000 025	1" 25		47	75	4SH-R13-R15
S 80 00 350 000 032	1 1/4" 31		56	82	4SH
S 80 00 350 000 038	1 1/2" 38		63	93	4SH
S 80 00 350 000 050	2" 51		80	100	4SH

MPF 4

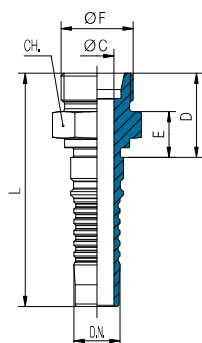


CODICE Part n° Bestell-Nr.	DN Tubo DN Hose DN Schlauch		Ø A	B	Tubo tipo Hose type Schlauch
S 80 00 450 000 032	1 1/4" 31		61	82	R13-R15
S 80 00 450 000 038 N	1 1/2" 38		71	93	R13-R15
S 80 00 450 000 050	2" 51		85	100	R13

Raccordi Maschi filetto metrico sede 24° per Tubi: DIN 20023-4SH EN 856-4SH|SAE 100R13 EN 856-R13|SAE 100R15
 Metric thread Males 24° for hoses: DIN 20023-4SH EN 856-4SH|SAE 100R13 EN 856-R13|SAE 100R15
 Metrische Außengewinde-Nippel 24° für Schläuche: DIN 20023-4SH EN 856-4SH|SAE 100R13 EN 856-R13|SAE 100R15

ISO 12151-2 (ISO 8434-1)

MCES



CODICE Part n° Bestell-Nr.	DN DN DN	Filetto Thread Gewinde	Ø F ø F ø F	DN Tubo DN Hose DN Schlauch	CH	L	E	Ø C	D
S 80 14 9 920 019	S 20	M 30x2	3/4" 19	3/4" 19	32	97	19	14	35
S 80 14 9 925 019	S 25	M 36x2	3/4" 19	3/4" 19	41	99	19	14	37
S 80 14 9 930 025	S 30	M 42x2	1" 25	1" 25	46	117	23	19	43
S 80 14 9 938 032	S 38	M 52x2	1 1/4" 31	1 1/4" 31	55	126	24	25	46